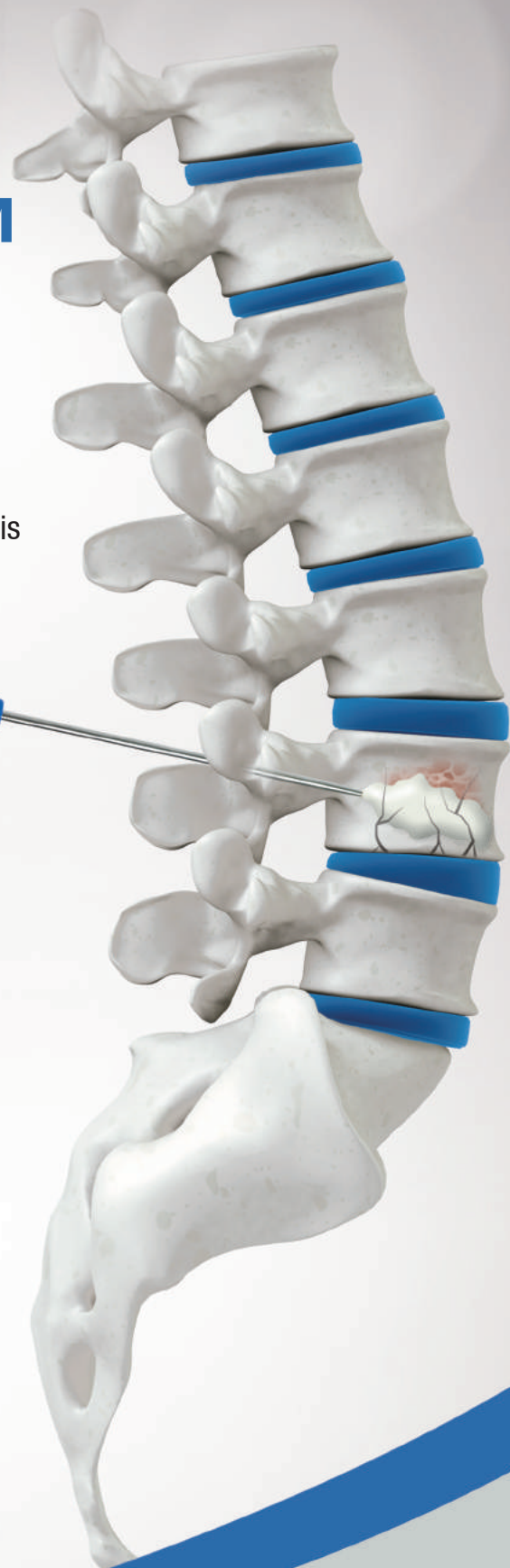


# SPASY™

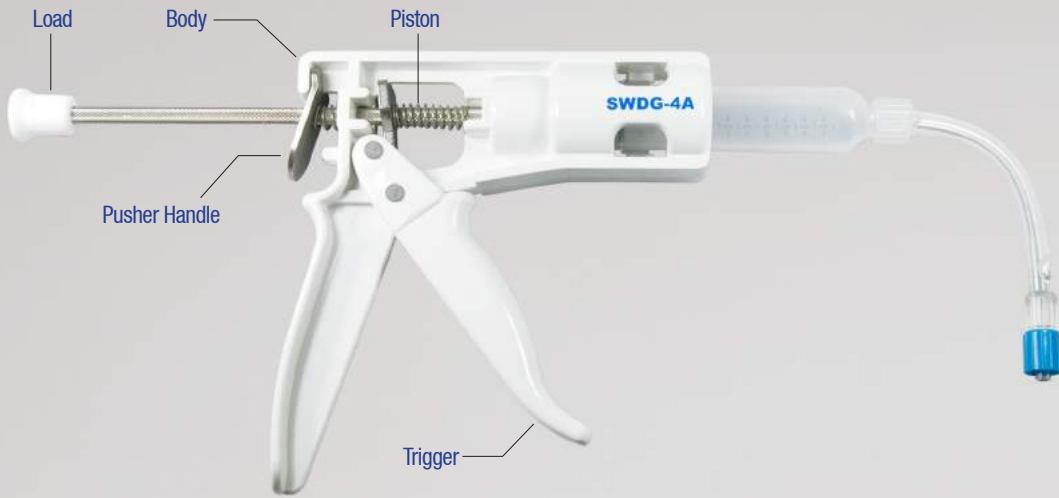
## Bone Cement Dispensing Kit

### Indication

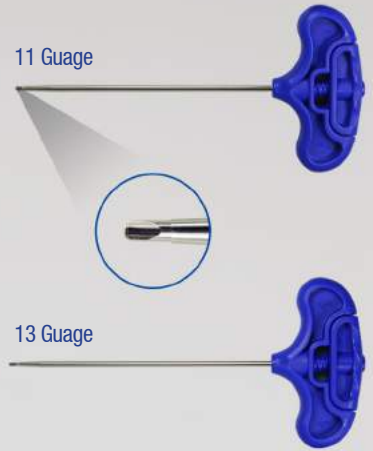
- VCF(Vertebral compression fracture)due to Osteoporosis
- Osteolytic fracture
- Metastatic bone fractures




• Bone Cement Dispensing Device



• Bone Marrow Needle



Push the pusher plate and pull out the load to fix the piston in the middle of the body.



Pour the cement carefully into the syringe leaning to the left side as presented above



Turn the syringe to the right till the "Lock sound" is audible. Then, pull the trigger to remove the air inside of the syringe.



Assemble the hose to the Bone Marrow Needle. Pull the trigger with the handle slowly to press the piston in the syringe to push the bone cement.

**Ordering Information**

Part No	Description	EA/Kit
SWDG-4A	Bone Cement Dispensing Device	1EA
SWVP-11A	Bone Marrow Needle	2EA
SWVP-13A		
Article No	Guage	Length(mm)
SWVP-11A	11	125
SWVP-13A	13	125