

## Instruction for Use



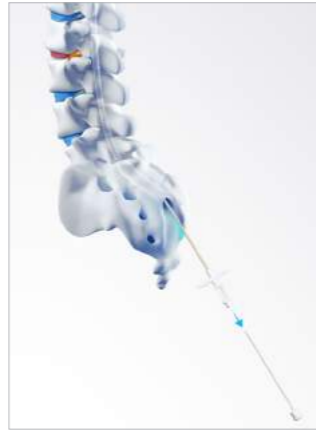
### Step-A

No General Anesthetic But Local Anesthetic.



### Step-B

Insert an epidural needle(15 Gauge) through Hiatus to make a small hole to be the pathway with guide only for the catheter. Then, take out the stylet leaving the introducer & needle in the hiatus.



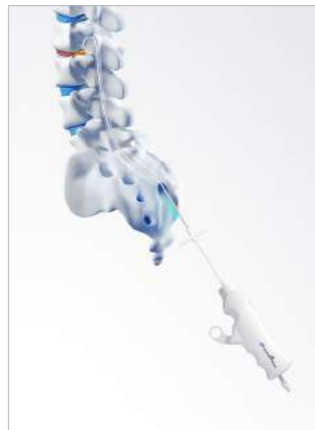
### Step-C

Check whether or not the epidural needle is well placed with C-arm.



### Step-D

Take out the needle leaving introducer in the hiatus.



### Step-E

Insert the catheter from the introducer to the targeted treatment.



### Step-F

Inject the mixed medicine into the catheter through the infusion port for the targeted injections. The guide wire may be removed per the user's preference.



### Step-G

Take out catheter & introducer. see whether or not the epidural needle is well placed. No General Anesthetic But Local Anesthetic

# ST.REED™

## Steerable Neurolysis Catheter

Minimally invasive  
Rapid recovery time




2018.06.18

# St.Reed (Steerable Neurolysis Catheter System)

“Steerable Neurolysis Catheter Technique”, this proven method has been used to decompress spinal nerves without open surgery and lastingly alleviate the pain associated with acute and chronic spine disorders. St.Reed which is a sort of steerable neurolysis catheter technique systems for the foresaid proven method has the control handle to steer and ideally target with precision through the spinal canal for precise treatment of pathology.

**ST.REED**



## Indications

- Chronic Back Pain
- Spinal Stenosis
- Post-Laminectomy Syndrome
- Herniated Nucleus pulposus

## Ordering Information

No	Model Name	Catheter Article Name	Needle Article Name	Catheter Length (mm)	Catheter Out Diameter (Ø)	Needle Length (mm)	Needle Diameter (Ø)
1	SWC30	SWCATH 30	SWVP-13P	300	1.6	91.2	2.34

(Unit : mm, Tolerance : ± 5%)

**ST.REED**

## Features

- Radiopaque & soft aromatic Shaft
- Steerable Aromatic distal tip
- Easy to handle
- Easy to steer precisely
- No need to withdraw the stylet to inject the medication

## Contraindications

- Pregnancy
- Infection
- Metal illness

## Advantages

- Low risk therapy
- Minimally invasive
- No general anesthetic
- High success rates
- No scar formation
- No open surgery
- No long hospitalization
- Quick recovery
- Repeatable at any time
- Also ideal for patients who have undergone previous surgery
- Targeted treatment of causes