






> Model Information & Spec

Lumbar (SW-TW-01 / SW-TW-02 with CE)										
Model Name	SW-TW-01		SW-TW-02		SW-TW-03		SW-TW-04		SW-TW-05	
Decompressor	SW-HP-01		SW-HP-02		SW-HP-03		SW-HP-04		SW-HP-05	
	Length (mm)	OD	Length (mm)	OD	Length (mm)	OD	Length (mm)	OD	Length (mm)	OD
	190	2	320	2	215	2.5	190	2	320	2
										
Needle	TW-NI-01		TW-NI-01		3035140ABWSS0		TW-NI-01		TW-NI-01	

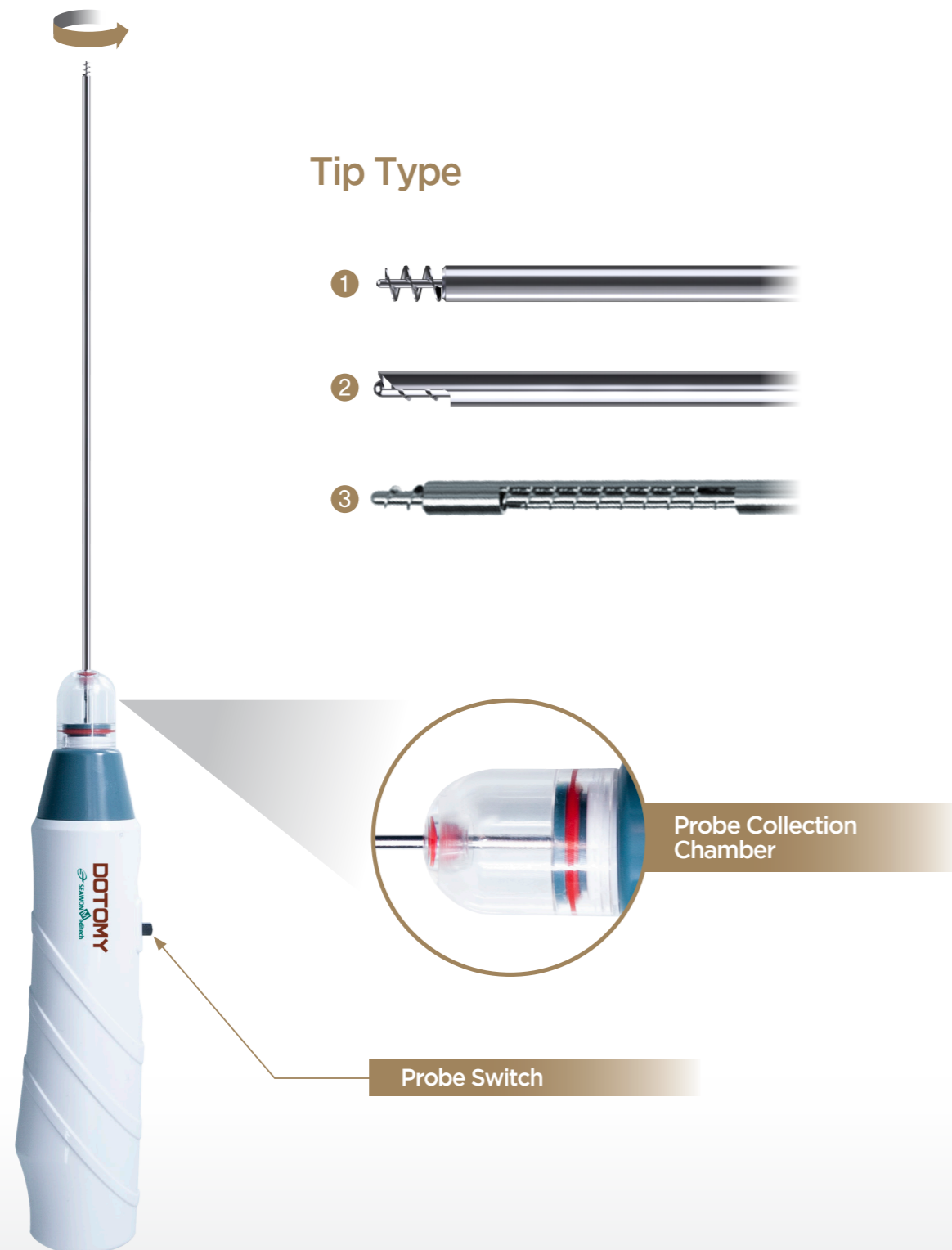
Cervical		
Model Name	SW-TW-06	
Decompressor	SW-HP-06	
	Length (mm)	OD
	155	1.3
		
Needle	TW-NI-02	



Minimally invasive  
Simple procedure  
Quick relief

## Disc Decompressor

The DOTOMY is intended for use in aspiration of disc material during percutaneous discectomies. This minimally invasive procedure reduces pressure on the nerve root by removing disc material. DOTOMY is a highly efficient device for removing disc material without annular or nuclear disruption.



### Tip Type



### Features

- Removes quantifiable disc material
- Visual confirmation of tissue collected
- No capital equipment required
- Ergonomic handle design
- No thermal damage to the nerve root
- Easy to use

### Procedure Benefit

- Significant pain relief
- No general anesthetic
- No overnight hospital stay
- Quick recovery time
- Less epidural scarring
- Decreased complication rate with open surgical discectomy

### Surgical Step

